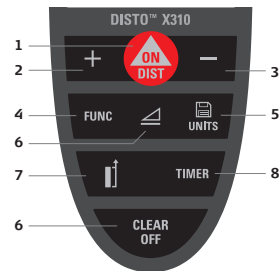


Quick Start

Leica DISTO™ X310



- 1 ON/DIST (on/measure)
- 2 Add
- 3 Subtract
- 4 Functions
- 5 Memory/Unit
- 6 Smart Horizontal Mode™
- 7 Measuring reference
- 8 Timer
- 9 Clear/Off

- when it has to be **right**

Leica
Geosystems

Keylock ON

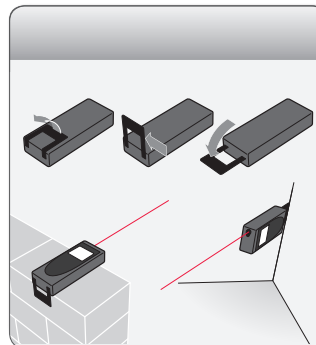
CLEAR OFF 2 sec.

KEY
LOCK

On

Keylock OFF

PRESS
MI NUS



Key Combinations

+ 2 sec.

+ 2 sec.

+ 2 sec.

change tilt units

2 sec.

change units

Reference

1x

2 sec.

permanent

Tripod

2x

3x (default)

UNITS

1x

history (1-20)

1 ... 20

20 ... 1

2 sec.

use for calculations

+ 2 sec.

delete history

1x

2x



1x → ON



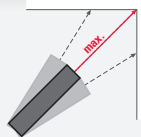
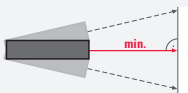
2 sec. → OFF



1x



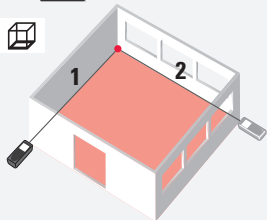
2 sec.



FUNC 1x



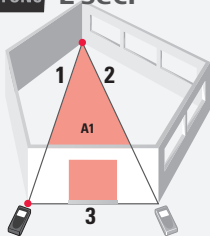
→ **FUNC** 2 sec.



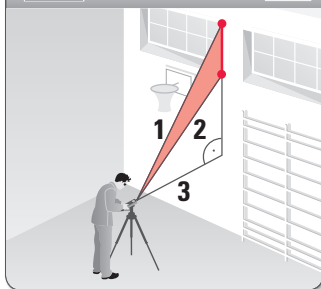
FUNC 3x



→ **FUNC** 2 sec.



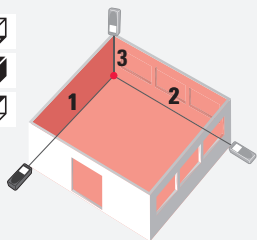
FUNC 5x



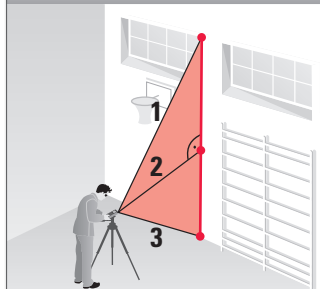
FUNC 2x



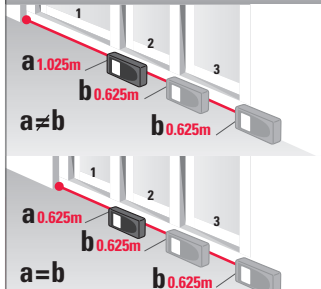
→ **FUNC** 2 sec.



FUNC 4x



FUNC 6x



Laser class 2 in acc. to IEC 60825-1

www.disto.com



SAP. No. 788 481

